





# Daniel Wang

A data visualization expert skilled in both Tableau and Power BI, with a proven track record of delivering insights through interactive dashboards. Highly adept at transforming complex data sets into understandable visualizations that help drive business decisions. Strong background in both tools with expertise in cross-platform data analysis.

## CONTACT

-  (123) 456-7890
-  danielwang@example.com
-  LinkedIn | Portfolio
-  Seattle, WA 98101

## EDUCATION

Bachelor of Science (B.S.) in  
Business Analytics  
University of Washington, Seattle,  
WA  
May 2020

Certified Power BI Professional  
Microsoft  
February 2021

## KEY SKILLS

- Tableau and Power BI dashboard development
- Cross-platform data analysis
- Data visualization best practices
- SQL and data modeling
- Business intelligence

## PROFESSIONAL EXPERIENCE

Data Analyst | Amazon, Seattle, WA  
June 2020 – Present

- Developed and maintained Tableau and Power BI dashboards for various business units, tracking key performance indicators (KPIs) and improving operational efficiency by 12%.
- Integrated data from multiple sources into both Tableau and Power BI, providing comprehensive insights for senior leadership.
- Collaborated with business analysts and developers to improve data collection and reporting accuracy, leading to a 15% improvement in reporting speed.

Junior Business Intelligence | Microsoft, Redmond, WA  
June 2019 – May 2020

- Created Power BI and Tableau reports to analyze sales trends, customer behavior, and market performance.
- Assisted in implementing data models and optimizations, reducing reporting errors by 20%.
- Conducted ad-hoc analysis using both Tableau and Power BI, providing actionable insights to improve marketing strategies.

## PROFESSIONAL DEVELOPMENT

- Tableau Desktop Certified Professional (TDCP), Tableau
- Microsoft Certified, Power BI Data Analyst Associate